



RULE BOOK

FOR

SCOTTISH PLOUGHING CHAMPIONSHIPS

Ploughing Championships (Scotland) Ltd

Website: www.scotplough.co.uk

Email: infoscotplough@gmail.com

Contact Tel No. 07895 747539

INDEX

	Page
RULES FOR PLOUGHING	
PLOUGHING TIMES	3
GENERAL	4
PLOT PREPARATION, SIGHTING AND SETTING OUT	5
HANDLING, TREADING AND MANIPULATION	5
PLOUGHS.....	5
TIME ALLOWED	6
OPENING	6
CONVENTIONAL START/FEERING/CROWN.....	6
CASTING OFF TO NEXT HIGHEST PLOT AND FINISH	6
DEPTH OF PLOUGHING	7
ADDITIONAL RULES FOR PLOUGHING - REVERSIBLE	8
ADDITIONAL RULES FOR PLOUGHING - BUTTS	8-9
HEALTH AND SAFETY	10
PLOUGH OFF	11
START AND FINISH SIGNALS	12
SUMMARY OF FIXED PENALTY DEDUCTIONS.....	12
JUDGES METHOD OF SCORING - CONVENTIONAL CLASSES	13
JUDGES METHOD OF SCORING - REVERSIBLE CLASSES	14
FERGUSON TE20 - CLASS 15.....	15
LIST OF ELIGIBLE PLOUGHS (VINTAGE CLASSES 7 & 8).....	15
TRACTORS ELIGIBLE FOR VINTAGE PLOUGHING	16
SCOTTISH POINTS TROPHIES.....	17
HEALTH & SAFETY POLICY STATEMENT / GDPR.....	18-20

PLOUGHING TIMES

DAY 1 (Friday)

Classes 1, 2, 3, 4, 5, 6, 7, 8, 9:

STARTING TIME 9.30am

FINISHING TIME 2.00pm

Classes 10 & 12:

STARTING TIME 9.30am

FINISHING TIME 3.30pm

DAY 2 (Saturday)

Classes 1 & 2

STARTING TIME 10.00am

FINISHING TIME 2.00pm

Classes 3, 4, 5, 6, 7, 8, 9:

STARTING TIME 9.30am

FINISHING TIME 2.00pm

Classes 10 & 12:

STARTING TIME 9.30am

FINISHING TIME 3.30pm

**FAILURE TO REPORT ON TIME AT THE MARSHALLING YARD
WITHOUT VALID EXPLANATION WILL INCUR 10 PENALTY POINTS**

WORLD STYLE PLOUGH OFF COMPETITORS (PLUS MULTI FURROW REVERSIBLE) MUST REPORT TO THE MARSHALLING YARD BY 8.30AM FOR PARADE AT 8.45AM.

Day 2 – Plough Off – Conventional – Minimum Depth 7” (17.8cm)

Day 2 – Plough Off – Reversible – Minimum Depth 7” (17.8cm). All ploughs to do single furrow opening split. All 2 furrows must plough butts. Multi-furrows optional – must state square or butts on entry form. The Scottish Reversible Champion (classes 2, 5 and 6) will be decided by the Special Awards Judges.

DAY 2 – PLOUGH OFF (WORLD STYLE) – STARTING TIME 10.00am.

Opening must be completed by 10.20am. Halt of 30 minutes during which opening will be judged. Commence ploughing 10.50am. Crown/Feering must be completed by 12 noon.

FINISHING TIME 2.00pm WHEN ALL PLOUGHING MUST CEASE.

CLASSIC (CONV & REV) AND VINTAGE* PLOUGH OFF COMPETITORS MUST REPORT TO THE MARSHALLING YARD BY 8AM FOR PARADE AT 8.15AM.

Day 2 - Plough Off: Classic – Min Depth 7” (17.8cm)

Day 2 - Plough Off: Vintage – Min Depth 6” (15.2cm)

**Vintage Trailing – report to Marshalling Yard for Parade unless otherwise advised at Plot Draw on Friday evening.*

DAY 2 – PLOUGH OFF (CLASSIC & VINTAGE) – STARTING TIME – 9.30am

Opening must be completed by 9.50am. Halt of 30 minutes. Crown/Feering must be completed by 11.40am.

FINISHING TIME 2.00pm WHEN ALL PLOUGHING MUST CEASE.

Rules for Ploughing

GENERAL

1. In the event of fewer than three entries being received in any Class, that Class will go ahead at the discretion of the Management Committee.
2. A competitor wishing to compete both days will be permitted to do so but they must plough in the Classes entered and will not be allowed to go forward to the Plough Off.
3. All plots to be ploughed as drawn. **NO CHANGING OF PLOTS.**
4. No changing of ploughs or tractors allowed after the competition has started except under exceptional circumstances, where a tractor has broken down and can be replaced with an eligible tractor within one hour, subject to approval by the Chief Inspector. General Rule for breakdowns; the maximum time allowed would be one hour. This also affects the neighbouring plougher and Chief Inspector should be notified by Class Steward.
5. No plough bodies to be removed after the start of the Competition.
6. **BREACH OF PLOUGHING RULES** – a competitor committing an infringement of the Rules shall be warned by the Steward and given notice by the Steward. Each infringement of any rule will incur a penalty of 10 points.
7. Any objections to results to be verbally notified to an Office Bearer at the Match, within one hour of results being posted, along with £20. Verbal notification of objection to be followed up by a letter within three working days.
If anyone wishes to make a complaint or raise an objection about any matter relating to the Scottish Ploughing Championships (SPC) it must be lodged in writing, including name and address of the sender, with the secretary, accompanied by a fee of £20. The correspondence submitted will be considered by the Board of Directors at the next available meeting, or sooner, if the Office Bearers consider necessary. The £20 will be refunded if the objection is upheld. If the complaint or objection is not upheld the sum deposited may, at the discretion of the Management Committee, be forfeited to the SPC. All decisions of the Management Committee will be notified to the complainant in writing and shall be final in determining the outcome.
DISCIPLINARY PROCEDURE: A meeting should take place with all parties concerned in attendance along with the Management Committee and held within 7 days of the incident, with a final decision and conclusion reached within 30 days.
8. Any questions arising and not provided for in the rules will be decided by the Management Committee, whose decision will be final and binding.
9. **IMPORTANT NOTICE** – A panel of stewards in each class will check all Competitors ploughs, depth of ploughing, use of skimmers, direction of lay or sole furrow, number of sighting posts used, reports of handling and assistance and other matters as required by the Rules. The panel of stewards has authority to deduct points as penalty for infringement of Rules.
10. **ONLY CHIEF STEWARD OF EACH CLASS ALLOWED ON PLOTS – except for depth measuring.**
11. RULES MUST BE ADHERED TO, OTHERWISE A COMPETITOR'S WORK WILL BE PENALISED.
12. The acceptance of an entry is at the discretion of the Management Committee.

PLOT PREPARATION, SIGHTING AND SETTING OUT

13. Should any competitor not claim their Plot by 9.20am they will be disqualified, except where good and sufficient reason can be given that the cause of delay was beyond the control of the Competitor. In circumstances of an avoidable delay extra time will be given provided full details are reported at the time of any hold-up and same are acceptable to the committee.
14. The Plot Number Stake, as placed by the Committee, indicates the centre of the Crown/Feering.
15. Only the competitor is allowed to clear his plot of straw and stones.
16. It is forbidden to draw any scratch or other mark on the headland with the plough and on no account must any plough be put into the ground on the headlands either before the starting time or at any time during the course of the Competition. Any such infringements of this rule will result in DISQUALIFICATION.
17. Sighting and Setting Out. Three sighting posts only may be used. The use of a guide line, footmarks, stones or sods or anything else instead of, or additional to, the three permitted posts is forbidden. Sighting posts may be put in position before starting time and **one pole may be sighted on the headland of the plot**. The Plot Marker stakes must be removed and not used for sighting – after the opening run they should be replaced in the centre of the feering.
18. No assistance is allowed to competitors by signs, signals, mobile phones, radio contact or other methods.
19. **TRACTOR PLOUGHING** – No assistance except setting and removing sighting posts thereafter assistant to remain on the headland, except classes 10, 12 and 16.
20. No person other than the Competitor, authorised stewards and judges will be allowed on the plot.

HANDLING, TREADING AND MANIPULATION

21. No shaping of furrows by handheld instruments, by treading or other manipulation will be allowed. The steward will issue a warning (yellow card) for the first infringement. On the second infringement the Chief Steward will give 10 penalty points. A third offence will result in disqualification (red card).
22. Tractor ploughs must be fitted with skimmers (except oat seed furrow ploughs – Horses and High Cut).

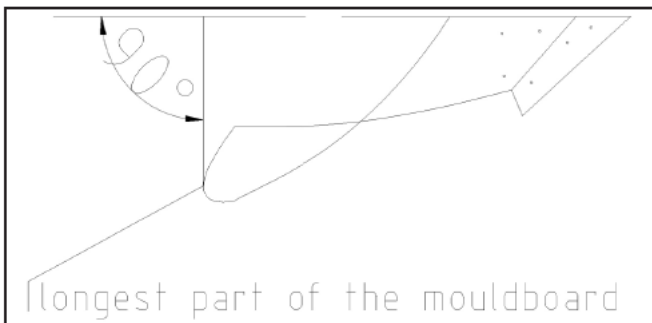
PLOUGHS

23. Plough Bodies may be raised or lowered but must not be raised out of the ploughing position.
24. All plough bodies must be used when ploughing the finish.
25. Extraneous attachments that manipulate the furrows or scratches, **are not allowed**. Any alteration or extensions to the mould boards must be permanent and equal on all bodies. Extensions at the end of the mould boards must be equal on all bodies. Permanent additions to the bottom of the mould board are allowed. Temporary additions to the bottom of the mouldboard are allowed for the opening split only. However, the additions must not be any longer than the end of the mouldboard. Please see Sketch of Mouldboard.
26. Tailpieces are allowed in reversible and conventional ploughing. The maximum size must not exceed 26cm long by 22cm wide. The end of the tailpiece must not

be more than 32cm from the end of the mouldboard. Tailpieces will be checked at marshalling, before parade to the plots. No more than 1 in 15 concave shape permitted on the tailpiece.

Vintage Ploughs – Tailpieces should not be more than 22cms long from the end of the mouldboard and 11cms wide and can only be adjusted by the mouldboard bolts. Penalty for use of any other type of tailpiece – plot will not be judged.

27. Boats, presses and other attachments may be used in oat seed furrow ploughing only (Horses and High Cut).



TIME ALLOWED

28. The plough must be lifted out of the ground BEFORE any TIME UP signal.
29. **NO ROLLING AT ALL** – 10 penalty points will be incurred.
30. **ALL PLOUGHING MUST CEASE by Finishing Times listed under classes (on page 3 of the Rule Book)** except when extra time has been granted.
31. A competitor having an empty plot, or an outside plot will be allowed 15 minutes extra time to do a cast off.

OPENING

32. OPENING. Tractor ploughing – 20 minutes. Horse ploughing – 30 minutes. PENALTY for failure to finish opening in time = 5 points per minute or part of a minute.
33. Time allowed for judging opening in all classes = 30 minutes.
34. In all classes, with the exception of Classes 2, 5, 6, High Cut and Horse, all openings must be completely thrown out and no strips left; Third loose furrow is permissible. High Cut – the type of opening is optional.

CONVENTIONAL START/FEERING/CROWN

35. START/FEERING/CROWN

Class 1: To consist of **four** rounds, ie **15 or 16** furrows.

Classic and Vintage: To consist of **three** rounds; **11 or 12** furrows.

High Cut: To consist of **11 or 12** furrows.

Feering/Crown must be completed by 11.40am. No measuring plot until last run of Crown. PENALTY for failure to finish feering in time = 5 points per minute or part of a minute.

36. If a competitor is held up because his higher neighbour is late finishing his feering, then the steward must record how many minutes of delay was caused and allow the competitor that amount of time extra to complete his plot. This allowance only

applies to delays AFTER the feering completion time has expired (**11.40am**. Plough Off – 12 noon).

37. 15 minutes extra time will be allowed for any cast-off done after the ploughing has begun.

CASTING OFF TO NEXT HIGHEST PLOT and FINISH

38. No measuring plot until last run of Crown. Then commence to your higher number.
39. Last furrows must be thrown towards own Crown/Feering, otherwise 10 penalty points will be incurred.
40. ONLY ONE VISIBLE TRACTOR WHEEL MARK ALLOWED.
41. TWO EMPTY RUNS PERMITTED, BOTH WHEELS MUST BE ON STUBBLE OTHERWISE POINTS WILL BE FORFEITED.
42. PENALTY for failure to finish plot at Time Up signal = 5 points per minute or part of a minute.

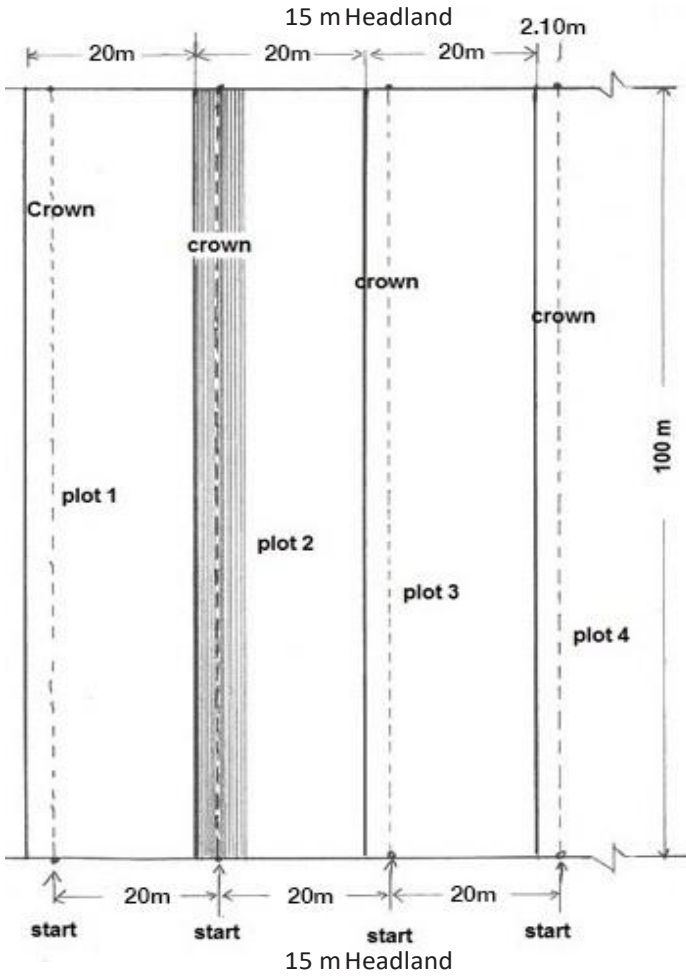
DEPTH OF PLOUGHING

43. CONVENTIONAL – The specified depth must be achieved by the completion of the Crown/Feering and adhered to until last 8 furrows.

EXAMPLE PLOT PLAN OF CONVENTIONAL PLOUGHING PLOTS

Plot sizes may vary depending on land available

Layout conventional plots - 2 furrow ploughs



Example provided by World Ploughing Organisation

ADDITIONAL RULES FOR PLOUGHING - REVERSIBLE

44. REVERSIBLE – The stipulated depth must be achieved by the final furrow of the feering and adhered to until the commencement of the second last run.
45. REVERSIBLE PLOUGHING (Classes 2, 5 and 6) – Competitors must make a single opening with rear right-hand body.
46. THROWBACK OR START OF PLOUGHING – After the judging of the opening split furrow the Competitors continue their ploughing using alternate bodies, with the throwback of 8 furrows for 2 and 4 furrow ploughs: 9 furrows for 3 furrow ploughs and 10 furrows for 5 furrow ploughs.
No measuring Plot until last run of Crown/Feering. The plougher then proceeds to their higher number and completes their plot to their first furrow which must be completely ploughed through. One visible wheel mark only. No empty runs otherwise points forfeited.

ADDITIONAL RULES FOR PLOUGHING - BUTTS

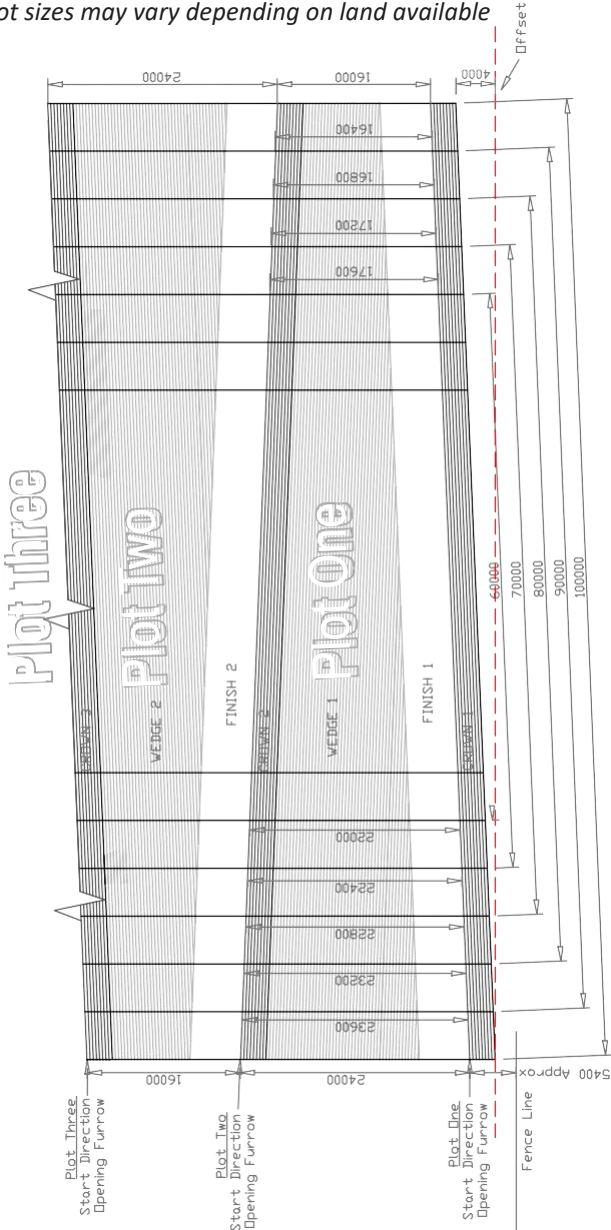
47. START OF PLOUGHING – The opening split is a single furrow ploughed from the starting point using the rear right body. One assistant, who must always be in front of tractor, may remove markers only.
48. MARKING SCRATCH FOR WEDGE – On completion of opening split furrow, the ploughman must measure the distance for the wedge. The distance being 19 or 20 furrows (2 furrow) or 20 or 21 (3 furrow) measured from the split furrow to the ploughman's own wedge. Three markers and one assistant may be used for the scratch. This scratch mark can be made while opening split is being judged.
49. THROWBACK OR START OF PLOUGHING -After the judging of the opening split furrow. The competitors continue ploughing with the throwback of 8 furrows for 2 and 4 furrow ploughs and 9 furrows for 3 furrow ploughs.
50. PLOUGHING DEPTH – The depth must be achieved by the 6th furrow and maintained up to the last six furrows.
51. PLOUGHING THE WEDGE – Ploughing of the wedge commences with the take-over of the neighbour's furrow. The first furrow can be used as straightening furrow. All the ground in the wedge between the connection furrow and scratch line must be ploughed. The competitor must turn the tractor around on the plot when ploughing the short furrows in the wedge.
52. PLOUGHING THE REMAINING PLOT – As soon as the competitor has ploughed the wedge he restarts at the turning line, adjoining the wedge, to plough the remaining plot finishing against his opening split. The remaining plot should comprise of 19 or 20 furrows (2 furrow) or 20 or 21 furrows (3 furrow). **No extraneous attachments allowed when doing joining furrow.** Any infringement involved – 10 points will be deducted.
53. FINAL FURROW – The last run of the remaining plot should be as close to the opening split furrow as possible, and 2/3rds of the ploughing depth. There must be **NO** unploughed ground between the final furrow and the first throwback or split opening. The first furrow of the throwback must not be reploughed. Final furrow and throwback must be equal height. **ONE VISIBLE WHEEL MARK ONLY.**

54. IDLE RUNS – NO IDLE RUNS PERMITTED

55. END OF PLOUGHING – Each competitor is responsible for his timing. **PENALTY** for failure to finish plot at Time Up Signal = 5 points per minute or part of a minute.

EXAMPLE PLOT PLAN OF REVERSIBLE PLOUGHING PLOTS

Plot sizes may vary depending on land available



WIDTH OF PLOTS & OFFSET

100 Metre Plot Length = 24.000 x 4.000 Offset
90 Metre Plot Length = 23.600 x 3.600 Offset
80 Metre Plot Length = 23.200 x 3.200 Offset
70 Metre Plot Length = 22.800 x 2.800 Offset
60 Metre Plot Length = 22.400 x 2.400 Offset

If plots are shorter in length, plots must be shortened equal amounts at each end to maintain full width plots and correct angle.
Use table to determine plot widths in relation to length

COMPETITORS MUST START FROM CORRECT END
CAST OFFS Must Be On Competitors LEFT

Example provided by World Ploughing Organisation

VISITORS (OUTWITH SCOTLAND) CLASS

56. Competitors out with Scotland competing in Classes 1 to 12 will compete in a visitors class on the second day only.

HEALTH AND SAFETY

57. The Management Committee reserves the right to request a competitor removes themselves and their outfit from the field for health and safety reasons.
58. No unauthorised vehicles allowed in ploughing areas – any competitor breaching this rule will be disqualified.
59. No passengers are allowed to ride on any competitor's tractor or plough at any time.

PENALTY FOR BREACH OF THIS SAFETY RULE – DISQUALIFICATION

PLOUGH OFF

RETAIN PAPER PLOT NUMBER ISSUED ON FIRST DAY FOR USE IN PLOUGH OFF

The Conventional Plough Off will be the qualifying Ploughmen from Class 1.

The Reversible Plough Off will be those qualifying from Classes 2, 5 and 6.

The Modern Classic, Classic and Vintage Plough Offs will be those qualifying from Classes 3, 4, 7 and 8. The Junior Plough Off will be those qualifying from Class 9.

In the event of a tie, the competitor with most points in the under-noted aspects, in order, will decide placing.

Conventional – Aspect 12, 9, 8, 7, 6, 5, 4, 3, 2, 1, 11(d), 11(c), 11(b), 10, 11(a).

Reversible – Aspect 12, 9, 8, 7, 6, 5, 4, 3b, 3a, 2, 1, 11(d), 11(c), 11(b), 10, 11(a).

The ploughmen selected to represent Scotland at National and International level must be born in Scotland or have resided in Scotland for a minimum of two years and be current members of Ploughing Championships (Scotland) Limited.

The highest placed eligible ploughman in the Overall Conventional and Reversible (Butts) will be offered the honour of representing Scotland at the World Championships.

Only competitors ploughing Butts in the Reversible Plough Off will qualify to represent Scotland in the World, European and Five Nations Competitions.

The second and third highest placed eligible ploughmen in the Overall Reversible (Butts) will be offered the honour of representing Scotland at the European Reversible competition.

The second highest placed eligible ploughman in the Overall Conventional and fourth highest placed eligible ploughman in the Overall Reversible (Butts) plough-offs will be offered the honour of representing Scotland at the Five Nations Competition.

The highest placed eligible ploughmen in the Overall Vintage Mounted, Vintage Trailing,

Classic Conventional and Classic Reversible classes will be offered the honour of representing Scotland at the European Vintage competition.

The second highest placed eligible ploughmen in the Overall Vintage Mounted, Vintage Trailing and Classic Conventional classes will be offered the honour of representing Scotland at the Six Nations Classic and Vintage competition.

In the event of the Scottish Ploughing Championships having to be postponed due to bad weather, water logging, or other reason, they will be rescheduled for the following weekend. Scottish Ploughing Championships – One Day Event due to exceptional circumstance.

In the event of a Plough Off not being able to go ahead due to bad weather or ground conditions, the results from the first day's ploughing will decide the representatives for the World, European, 5 Nations and Six Nations Classic and Vintage competitions.

The reversible representatives from the first day's results would be taken in order of butts ploughers first and straights second.

In the event of the vintage classes being unable to run at the Scottish Ploughing Championships a re-arranged vintage match will be held in the same area during the season and all previously entered Ploughers will be invited to attend.

START AND FINISH SIGNALS (World Style – Day Two Only)

RED	STOP
FLASHING YELLOW with RED	GET READY (5 minutes) START
GREEN	OPENING (20 minutes)
GREEN with flashing YELLOW	5 MINUTES TO STOP (5 minutes)
RED	STOP (30 minutes)
FLASHING YELLOW with RED	GET READY (5 minutes)
GREEN	START PLOUGHING (3 hours 10 mins)
GREEN with flashing YELLOW	5 MINUTES TO STOP (5 minutes)
RED	STOP (End of contest)

SUMMARY OF FIXED PENALTY DEDUCTIONS

<u>Infringement details</u>	<u>Penalty</u>
Failure to finish opening split on time – per minute or part minute over time	5
Failure to finish Start/Feering on time – per minute or part minute over time	5
Failure to complete plot on time – per minute or part minute over time	5
Rolling furrows with tractor wheels	10
Handling, manipulation, treading, etc – 1 st offence (yellow card)	Warning
Handling, manipulation, treading, etc – 2 nd offence	10
Handling, manipulation, treading, etc – 3 rd offence	Disqualification
Empty runs – too many, or wheels not on unploughed land	10
Reversible Butts – incorrect number of furrows in finish	10
Depth infringements – 1 st offence (yellow card)	Warning
Depth infringements – 2 nd offence and any subsequent	10
Extraneous attachments in place when doing joining furrow (butts)	10
Arriving late for the parade (start) without valid explanation	10
Carrying passenger(s) on tractor or plough	Disqualification
Putting plough in the ground outwith allocated plot	Disqualification
Conventional – Last furrows NOT thrown towards own Crown/Feering	10
More than one visible wheel mark	1 – 10

JUDGES METHOD OF SCORING

Conventional Classes

	ASPECTS	Max Points
1.	Opening Split: Completeness of cutting through the sod throughout the whole length and width of the split. Uniformity and Neatness. (DOES NOT APPLY TO CLASSES 10, 12 and 16)	20
2.	Crown: Weed control: no stubble, grass or weed (trash). Furrow slices close. No wheel marks.	20
3.	Crown: Uniformity: Uniform furrow slices. No high furrows. Soil made available.	20
4.	Weed control: No stubble, grass or weed (trash). Skimmers must be used.	20
5.	Firmness of furrows: (Weed control). Furrow slices close and firm. No holes. No wheel marks.	20
6.	Soil for seed bed: Soil made available for a seed bed.	20
7.	Uniformity of furrow: Uniformity and conformity of furrow slices.	20
8.	Finish: Weed control: Neatness and weed control.	20
9.	Finish – Uniformity: Closeness and uniformity of finishing furrow slices. Narrowness and shallowness.	20
10.	Ins and outs: Neatness and regularity. No wheel marks.	20
11.	Straightness: Measured four times: a) Opening Split b) Crown c) General Work d) Finish	40
12.	General appearance: All aspects and workmanship. Clearly defined and uniform furrow slices. No pairing of furrows.	20
	TOTAL POINTS ACHIEVABLE	260

Judges score at all times from 1-20 (except Straightness). Total maximum 260 points per panel per day. No half points awarded.

JUDGES METHOD OF SCORING

Reversible Classes

	ASPECTS	Max Points
1.	Opening Furrow: Completeness of cutting through the sod throughout the whole length and width of the opening furrow. Uniformity and Neatness.	20
2.	Crown/Start: Cut through, uniformity and evenness – no wheel marks.	20
3.*	a. THE BUTTS: Joining furrows at the butts: Completeness of cut through, no dips or mounds. b. CONNECTING FURROW AT BUTTS: The connecting furrow should be visible the total length of plot, uniformity and evenness – no wheel marks.	20 20
4.	Weed control: No stubble, grass weed or trash. Skimmers must be used.	20
5.	Firmness of furrows: Furrow slices close and firm. No holes. No wheel marks.	20
6.	Soil for seed bed: Soil made available for a seed bed.	20
7.	Uniformity of furrow: Uniformity and conformity of furrow slices.	20
8.	Finish furrows: Weed control, uniformity and conformity of furrows. (Butts class = the furrow from the butts to the final furrow. All other reversible classes = last three runs)	20
9.	Final furrows: (Last two furrows adjoining the crown) – should be of equal height as the crown, no unploughed or re-ploughed land – weed control, uniformity and conformity of furrows.	20
10.	Ins and outs: Neatness and regularity and no wheel marks.	20
11.	Straightness: Measured four times: a) Opening Furrow b) Crown c) General Work d) Finish	40
12.	General appearance: All aspects and workmanship. Clearly defined and uniform furrow slices. No pairing of furrows.	20
	Butts Class: TOTAL POINTS ACHIEVABLE	280
	All other Reversible Classes: TOTAL POINTS ACHIEVABLE	240

Judges score at all times from 1-20 (except straightness). Total maximum 280 points per panel per day for Butts Class, 240 for all other Reversible Classes

FERGUSON TE20 – CLASS 15

Tractor – any TE 20 Model or any Ford Ferguson model.

Ploughs

Any plough made for the TE 20 tractor or Ford Ferguson tractor from 1939 till 1956.

10HC-AE-28 two furrow general purpose 10 inch

10BC-AE-28 two furrow semi-digger 10-inch

10BP-AE-28 two furrow semi-digger 10-inch steel share

12BP-12-BC two furrow semi-digger 12-inch

12CF-AE-A28 two furrow deep digger 12-inch fabricated share

3-8GC-AE28 three furrow 8-inch

NOT eligible: Ferguson / Massey Ferguson Plough model number 793.

Allowed	NOT Allowed
Adjustable screw top links. Lever adjusters on cross shafts. Diesel engine conversions. Weights can be used on tractors or ploughs.	Hydraulic top links and other hydraulic rams. Stubble chains, or any other attachment used to bury stubble. Two-piece adjustable tailpieces. Depth wheels.

LIST OF ELIGIBLE PLOUGHS (VINTAGE CLASSES – 7 & 8)

All qualifying models, frames and bodies, to have been in production by 31st December 1959

Make	Model
DAVID BROWN	A SERIES, B SERIES, BH (open frame), BE (solid/filled in frame), B SERIES MATCH PLOUGH
FISHER HUMPHRIES	2 models in the 1950's – LIGHT MODEL FOR CATEGORY 1 TRACTOR HEAVIER MODEL FOR CATEGORY 2 TRACTORS
FERGUSON	ALL PLOUGHS MADE FOR THE GREY FERGUSON
INTERNATIONAL	B.12 and B.13, B1.41 and B1.51, B.200 and B.300
RAMSOMES	TS54, TS59, TS63, TS64, TS70, TS73. SCN – Bar Point (BP) only.
OTHER PLOUGHS MADE/USED DURING THE 1940s and 1950s	
STAR, PIERCE, GEORGE SELLAR, TURNER (YEOMAN), NEWLANDS	

<u>PLOUGHS AND MOULDBOARDS – NOT ELIGIBLE (Vintage Classes)</u>	
Fiskars Match Plough	Kverneland Super Hydrien
Ransomes/Bonning Match Plough	Ransomes TS86 Match Plough
Ransomes UCN – Share and Bar Point (BP)	Ransomes SCN – Share and YBP
Ransomes – TCN	Ransomes - YCN

TRACTORS ELIGIBLE FOR VINTAGE PLOUGHING

MAKE and Model	Introduced	Finished	MAKE and Model	Introduced	Finished
ALLIS CHALMERS			FORD FERGUSON		
B, C, WF, WC, U D270	pre1954 1954	1957 1957	9N, 9NAN, 2N, 8N	1939	1952
D272	1957	1960	INTERNATIONAL		
ED40	1960	Does not qualify	All wartime TVO and diesel models		
B.M.B.			M, BM, BMD	1949	1954
President	1952		Super BM	1953	1959
CASE			Super BWD6, Super BW6	1953	1959
All wartime imports			B250	1956	1961
DAVID BROWN			B275	1958	1967
VAK1 and 1A	1939	1947	B450	1958	1964
Cropmaster	1947	1954	B414, 434, 614, 276	1961	Does not qualify
30C and 30D	1954	1957	JOHN DEERE		
50D	1953	1958	GP, A,B,D,G,L,A,H,M,R	1924	1954
25 and 25D	1953	1958	MARSHALL		
2D	1956	1961	Model M; Series 1,2 & 3		
900	1956	1958	MP6		
950	1958	1961	MASSEY HARRIS		
850, 880, 990, 770, 1200	1960	Does not qualify	All Wartime imports		
950 Implementatic	1959		44	1947	1958
FERGUSON			7441948	1958	
Model A (Brown)	1936	1939	7451954	1958	
T20	1946	1956	Pony	1947	1961
FE35	1956	1964	NUFFIELD		
MF35	1958	1962	M4	1948	1954
MF35-3 cylinder		1959	DM4 Perkins	1950	1954
MF35x	1962	Does not qualify	DM4 BMC	1954	1957
MF65	1958	1965	Universal 4	1957	1961
MF65S	1962	Does not qualify	Universal 3	1957	1961
FORDSON			342, 460, 10/42, 10/60	1961	Does not qualify
'F' and 'N'	1917	1944	TURNER		
E27N	1945	1952	Yeoman		
Dexta	1958	1964	1949	1956	
Super Dexta	1962	Does not qualify			
Major	1952	1958			
Power Major	1958	1960			
Super Major	1960	Does not qualify			

Diesel engine conversions are allowed.

Scottish Points Trophies

Ploughers competing at matches affiliated to the Scottish Ploughing Championships gain points towards the Scottish Points Trophies which are presented at the Saturday evening dinner at the Scottish Ploughing Championships.

- The George Mutch Trophy for Vintage and Classic
- The Rab Birrell Shield for Conventional
- The D M Carnegie Shield for Reversible

Affiliated societies should send their results for the previous season (September – March) to the Secretary (infoscotplough@gmail.com) as soon as possible after their match but no later than 30th September each year.

Results at the Scottish Ploughing Championships do not count.



PLOUGHING CHAMPIONSHIPS (SCOTLAND) LIMITED

HEALTH & SAFETY POLICY STATEMENT

Ploughing Championships (Scotland) Ltd's policy is to create and maintain an environment that is both safe and healthy for the benefit of all members, competitors, exhibitors and spectators at the Scottish Ploughing Championships during and in the preparation and dismantling of the event. The prevention of all accidents is recognised as being essential and Ploughing Championships (Scotland) Ltd asks for the co-operation of all members in achieving this aim.

This Health & Safety Policy Statement will be revised from time to time as required by the Health & Safety at Work Act 1974 and derivatives.

A copy of this Health & Safety Policy Statement shall be given to all competitors, judges, stewards, caterers and exhibitors.

It is a condition of entry that all competitors, exhibitors and those involved with the event comply with this safety policy at all times.

The organising committee of the above organisation have taken the appropriate measures as far as possible to ensure the safety and well-being of all competitors and members of the public attending and expect their co-operation in doing so.

SAFETY ADVISOR

The nominated Safety Advisor shall be responsible for the day to day running of the Safety Policy and shall report directly to the Chairman and Management Committee of Ploughing Championships (Scotland) Ltd.

The Safety Advisor shall be responsible for:-

- a) Promoting and providing guidance and advice on health and safety matters.
- b) Liaise with all persons and appropriate bodies on health and safety matters as required.
- c) Advise on accident prevention matters.
- d) Investigate and record all accidents and provide a report for the Management Committee.

PLANT and MACHINERY AREA

Any plant, machinery or equipment used before, during or after the Championships may only be operated by competent persons, fully trained and experienced in its use. Any Personal Protective Equipment deemed necessary shall be worn.

Passengers must not be carried on any vehicle unless it is adapted for that purpose. Use of any machine by anyone under 13 years of age is prohibited.

Riders of All Terrain Vehicles (ATV) must wear appropriate head protective gear and must be trained in its safe and correct use.

Any equipment supplied or loaned for the use by the organisers, must comply fully with current legislation relevant to its use, must be properly maintained, particularly with regard to brakes, steering and tyres, hydraulic pipes, connections and electrical safety.

Plant or machinery must only be operated or demonstrated by competent persons, after ensuring that adequate precautions are taken to protect the operator and bystanders. Unsafe operation will not be allowed and may lead to eviction from the site.

All horse drawn equipment must be used only within designated areas. All horses must be attended by competent persons. The designated area must be fenced and only those attending horses as well as judges and stewards on behalf of Ploughing Championships (Scotland) Ltd shall be allowed within the designated area.

TRADE STAND AREA

Static exhibits must be erected in a way that ensures they present no risk during the event, erection or dismantling. In particular any plant or machinery relying on oil pressure in a ram or similar device to support it must be physically propped to prevent collapse, irrespective of the type of safety device fitted to the hydraulic system.

All temporary structures including marquees, buildings, information boards, fences and gates must be soundly constructed, safe and fit for their intended purpose. They must also comply with any relevant codes of practice. Exhibitors must give due regard to stability of their exhibits and ensure they are secure against any form of collapse or abuse. Adequate fire extinguishers must be available and suitably positioned.

Machines or vehicles left unattended must be immobilised to prevent interference from children and others.

Lifting appliances, ropes, chains, wire ropes, etc used to tow trailers or vehicles on or off the site or car parks should have been thoroughly inspected, be of adequate strength, fit for the purpose and comply with the relevant parts of any legislation.

ELECTRICITY

All temporary low voltage distribution systems (415v or less) on the site will be subject to the Electricity at Work Regulations 1989.

All electrical installations should be carried out by a competent electrician familiar with the requirements of the above legislation and should operate to the standards recommended by the Institute of Electrical Engineers.

Anyone providing electrical apparatus for their own or anyone else's use shall, before it is connected to the electrical supply, arrange for its inspection and testing by a competent electrician and documentation shall show the date of the test and the name of the person carrying out the test. All equipment should be connected to the supply through a Residual Current Device (RCD) and all cables and connections where not protected by a weatherproof shield.

Socket outlets shall not be overloaded; extension leads should not be used indiscriminately. All mains connected portable and transportable electrical equipment should be installed and used in accordance with HSE Guidance Note PM32 'safe use of portable electrical apparatus'.

All temporary installations must be safely disconnected and removed from the site after the event.

CATERING

Both static and mobile catering must ensure that they comply with all relevant Food Hygiene Regulations. Copies of Certificates shall be available to the organisers upon request.

FIRE and EMERGENCY PROCEDURE

1. In the event of fire evacuate the affected area immediately.
2. Report all fires to the Secretary's Office who will telephone the Fire Brigade and make other arrangements as necessary.
3. Keep all spectators and other persons well clear of the affected area.
4. Fire Brigade telephone number will be displayed in Secretary's Office.

FIRST AID

A First Aid Station will be set up and the location identified along with the telephone numbers of the emergency services.

In the event of an accident the Safety Advisor should be informed immediately through the Secretary's Office. The Accident will then be assessed, and the necessary action taken.

An Accident Book will be kept in the Secretary's Office and details of all accidents must be recorded as soon as possible after the event.

TRANSPORT OF THE PUBLIC

Where members of the public are transported around the event, all due care for their Health and Safety must be taken into consideration.

The equipment used for transportation must allow for the safe carriage of passengers at all times. Provision must be made for the safe mounting and dismounting. Passengers must not be allowed to mount or dismount a moving vehicle. Adequate seating for all passengers must be provided.

GENERAL

Where vehicles are required to cross the public road, care should be taken, and road traffic regulations observed.

Warning signs, which refer to both vehicle and pedestrian traffic, should be provided and sited in such a manner as to provide adequate warning.

Persons using the loading bank should ensure all work is carried out in as safe a manner as possible. All persons not involved in the loading or unloading of vehicles should be kept clear of the area.

This policy was reviewed and updated 16th July 2023.

Derek MacIver, Chairman

The new **GENERAL DATA PROTECTION REGULATION (GDPR)**, which came into force on 25th May 2018, requires all personal data stored by any organisation to be approved by the person concerned.

The only personal data held by Ploughing Championships (Scotland) Ltd, as organisers of the Scottish Ploughing Championships and associated events, training, etc, for members and competitors, is name, address, postcode, telephone numbers and email address, where provided, except for young ploughers, where age is also held. We also hold historic information on results for past ploughing matches. This information is held solely for the purpose of sending information out about and organising the Scottish Ploughing Championships, training, membership, results and other related activities. This information will not be used for any other purpose or shared with any other body, unless with your permission in the case of entry in national/international competitions or requests for judging. Your details will be removed from our database at your request.

Should you no longer wish to receive information about the Scottish Ploughing Championships, please advise in writing to the secretary or by email to: infoscotplough@gmail.com

Unless you advise otherwise, your details will remain on our database.

Please note that all future requests to be added to the database must be made in writing, or by email, to comply with the regulations.